



EIGHT MILE PLAINS STATE SCHOOL

Responsible Behaviour Plan for Students based on *The Code of School Behaviour*

1. Purpose

Eight Mile Plains State School is committed to providing a safe, respectful and disciplined learning environment for students and staff, where students have opportunities to engage in quality learning experiences and acquire values supportive of their lifelong wellbeing.

This Responsible Behaviour Plan for Students is designed to facilitate high standards of behaviour so that the learning and teaching in our school can be effective and students can participate positively within our school community.

2. Consultation and data review

Eight Mile Plains State School developed this plan in collaboration with our school community. Broad consultation with parents, staff and students was undertaken through P&C meetings, school opinion survey distribution, informal feedback from staff and parents and the school review meetings held in 2015. A review of school data including attendance, suspensions and behaviour data sets from 2014 – 2015 also informed the development process.

The Plan was endorsed by the Principal and the President of the P&C in November 2015.

3. Learning and behaviour statement

All areas of Eight Mile Plains State School are learning and teaching environments. We consider behaviour management to be an opportunity for valuable social learning as well as a means of maximising the success of academic education programs.

Our Responsible Behaviour Plan outlines our system for facilitating positive behaviours, preventing problem behaviour and responding to unacceptable behaviours. Through our school plan, shared expectations for student behaviour are plain to everyone, assisting Eight Mile Plains State School to create and maintain a positive and productive learning and teaching environment, where ALL school community members have clear and consistent expectations and understandings of their role in the educational process.

Our school community has identified the following school rules to teach and promote our high standards of responsible behaviour:

- Be Safe
- Be Responsible
- Be Respectful.
- Be a Learner

Our school rules have been agreed upon and endorsed by all staff and our school P&C. They are aligned with the values, principles and expected standards outlined in Education Queensland's Code of School Behaviour.

4. Processes for facilitating standards of positive behaviour and responding to unacceptable behaviour

Universal Behaviour Support

The first step in facilitating standards of positive behaviour is communicating those standards to **all** students. At Eight Mile Plains State School we emphasise the importance of directly teaching students the behaviours we want them to demonstrate at school. Communicating behavioural expectations is a form of universal behaviour support - a strategy directed towards **all** students which is designed to prevent problem behaviour and to provide a framework for responding to unacceptable behaviour.

A set of behavioural expectations in specific settings has been attached to each of our three school rules. The Schoolwide Expectations Teaching Matrix below outlines our agreed rules and specific behavioural expectations in all school settings.

SCHOOLWIDE EXPECTATIONS TEACHING MATRIX							
	ALL AREAS	CLASSROOM	ONLINE	PLAYGROUND	STAIRWELL	TOILETS	BUS LINES/BIKE RACKS
BE SAFE	<ul style="list-style-type: none"> ▪ Respect others' personal space and property ▪ Care for equipment ▪ Clean up after yourself ▪ Use polite language ▪ Wait your turn 	<ul style="list-style-type: none"> ▪ Walk ▪ Sit still ▪ Enter and exit room in an orderly manner 	<ul style="list-style-type: none"> ▪ Participate in use of approved online sites and educational games ▪ Be courteous and polite in all online communications 	<ul style="list-style-type: none"> ▪ Participate in school approved games ▪ Always wear shoes and socks ▪ Be sun safe; wear a broad brimmed hat 	<ul style="list-style-type: none"> ▪ Use hand rails ▪ Walk one step at a time ▪ Carry items ▪ Always keep passage ways clear 	<ul style="list-style-type: none"> ▪ Respect privacy of others 	<ul style="list-style-type: none"> ▪ Use own bike/scooter only ▪ Walk bike/scooter to the gate ▪ Wait inside the car park gate until your ride arrives stops ▪ Wait inside the gate until the bus stops
BE RESPONSIBLE	<ul style="list-style-type: none"> ▪ Ask permission to leave the classroom ▪ Be on time ▪ Follow instructions straight away 	<ul style="list-style-type: none"> ▪ Be prepared ▪ Complete set tasks ▪ Take an active role in activities ▪ Keep work space tidy ▪ Be honest 	<ul style="list-style-type: none"> ▪ Report any unacceptable behaviour to a teacher ▪ Post only appropriate content online 	<ul style="list-style-type: none"> ▪ Be a problem solver ▪ Return equipment to appropriate place at the sports bell 	<ul style="list-style-type: none"> ▪ Move peacefully in single file 	<ul style="list-style-type: none"> ▪ Use toilets during breaks 	<ul style="list-style-type: none"> ▪ Wait quietly under A Block before school ▪ Leave school promptly ▪ Use appropriate safety equipment such as bike helmets.

BE RESPECTFUL	<ul style="list-style-type: none"> ▪ Use equipment appropriately ▪ Keep hands, feet and objects to yourself 	<ul style="list-style-type: none"> ▪ Raise your hand to speak ▪ Respect others' right to learn ▪ Talk in turns ▪ Be a good listener 	<ul style="list-style-type: none"> ▪ Respect others' right to use online resources free from interference or bullying ▪ Keep any usernames or passwords private ▪ Follow all teacher instructions about keeping private information off online sites 	<ul style="list-style-type: none"> ▪ Play fairly – take turns, invite others to join in and follow rules ▪ Care for the environment 	<ul style="list-style-type: none"> ▪ Walk quietly and in an orderly way so that others are not disturbed 	<ul style="list-style-type: none"> ▪ Wash hands after using the toilet and before eating food ▪ Walk 	<ul style="list-style-type: none"> ▪ Wait your turn ▪ Keep your belongings nearby ▪ Have your bus pass ready
BE A LEARNER	<ul style="list-style-type: none"> ▪ Show an open mind to learning 	<ul style="list-style-type: none"> ▪ Be ready to learn each day ▪ Attempt new tasks ▪ Ask for help when required 	<ul style="list-style-type: none"> ▪ Complete online learning tasks 	<ul style="list-style-type: none"> ▪ Join new games and activities 			<ul style="list-style-type: none"> ▪ Complete required home learning tasks.

These expectations are communicated to students via a number of strategies, including:

- Behaviour lessons conducted by classroom teachers;
- Reinforcement of learning from behaviour lessons at School Assemblies and during active supervision by staff during classroom and non-classroom activities.

Eight Mile Plains State School implements the following proactive and preventative processes and strategies to support student behaviour:

- Regular updates in the school newsletter, enabling parents to be actively and positively involved in school behaviour expectations.
- School Behaviour Leadership team members' regular provision of information to staff and parents, and support to others in sharing successful practices.
- Comprehensive induction programs in the Eight Mile Plains State School Responsible Behaviour Plan for Students delivered to new students as well as new and relief staff.
- Individual support profiles developed for students with high behavioural needs, enabling staff to make the necessary adjustments to support these students consistently across all classroom and non-classroom settings.

Specific policies have been developed to address:

- The Use of Personal Technology Devices at School (Appendix 1);
- Procedures for Preventing and Responding to Incidents of Bullying (Appendix 2); and
- Appropriate Use of Social Media (Appendix 3).

Reinforcing expected school behaviour

At Eight Mile Plains State School communication of our key messages about behaviour is backed up through reinforcement, which provides students with feedback for engaging in expected school behaviour. A formal recognition and monitoring system has been developed. This reinforcement system is designed to increase the quantity and quality of positive interactions between students and staff. All staff members are trained to give consistent and appropriate acknowledgement and rewards.

Eight Mile Plains State School – Positive Reinforcements

Gotchas

Staff members hand out Gotcha cards each day to students when they observe them following the You Can Do It! keys of *Getting Along, Resilience, Persistence, Confidence and Organisation* in both classroom and non-classroom areas. This reinforcement occurs continually throughout the day. When they 'catch' a student following the You Can Do It! keys they can choose to give them a Gotcha card. When students are given a Gotcha card they drop the card in their classroom box and go into the weekly prize draw at the whole school assembly.

Student of the Week

Each week, the class teachers select a student to receive the Student of the Week award at the weekly assembly. Students are acknowledged in the fortnightly newsletter following the presentation of the award.

Specialist Rewards

Specialist personnel award special certificates and/or prizes eg LOTE, PE, Tuckshop, Teacher Librarian at the weekly assembly.

Student Leadership Program

Students in Year 5 participate in a comprehensive Student Leaders Program whereby they nominate to assist in school events, organise lunch time play activities and seek staff members support for their leadership aspirations. Student leaders in Year 6 are assigned responsibilities under the roles of School Captains/Vice Captains, Sports Captains, Student Councillors, Band Captains. Library Monitors, Sound Technicians and other roles assisting at school events and activities.

Rewards Days

- **Positive Passport** - Prep (Appendix 7) and Years 1- 6 (Appendix 8)
 - Rewards Days are held once per term for students who have met the requirements in the Positive Passport. The criteria for the positive passport include:
 - a) **Attendance** – attended school at least 90% of the term.
 - b) **Effort**- Achieved a 'C' or higher in all my school activities using the Behaviour Effort Matrix (Appendix 9)
 - c) **Behaviour** – Made positive choices and not been referred to the Consequences Room for two or more times over the term and/or been suspended.
 - d) **Years 1 – 6 – Homework**- Completed 80% of homework over the term.
- Prep – Library** - Returned library books and had library bag ready 80% of the term.

End-Of-Term Reward Days are whole school based and may include: Games/Activities with visiting specialists, bus trip to Underwood Park for picnic lunch, specialised art activities, water play activities, movie/popcorn and special food days.

Exemptions from meeting the criteria for the attendance component of the Positive Passport are: When a student is absent for illness for 3 or more days with a valid medical certificate. The number of days included in the medical certificate are exempted from the 90% requirement only. All other sick days not included in the 3 days or more medical certificate are counted against the attendance criteria.

Responding to unacceptable behaviour

1. Re-directing low-level and infrequent problem behaviour

When a student exhibits low-level and infrequent problem behaviour, the first response of school staff members is to remind the student of expected school behaviour, then ask them to change their behaviour so that it aligns with our school's expectations.

Our preferred way of re-directing low-level problem behaviour is to ask them to think of how they might be able to act more safely, more respectfully or more responsibly. This encourages students to reflect on their own behaviour, evaluate it against expected school behaviour, and plan how their behaviour could be modified so as to align with the expectations of our school community.

2. Targeted behaviour support: Classroom Behaviour Process

Each year a small number of students at Eight Mile Plains State School are identified through our data as needing a little bit extra in the way of targeted behavioural support. In most cases, the problem behaviours of these students may not be immediately regarded as severe, but the frequency of their behaviours may put these students' learning and social success at risk if not addressed in a timely manner.

Students' behaviour that is inappropriate is address through the Classroom Behaviour Process (Appendix 10) which states the steps staff undertake including giving a reminder, formal warning, time out (in class), buddy class where students complete a Buddy Room Referral and Reflection (Prep to Years 2 (Lower) - Appendix 11) (Years 3 to 4 (Middle) – Appendix 12) and (Years 5 and 6 (Upper) – Appendix 13) and referral to Consequences Room. (Appendix 14)

In the playground, students' inappropriate behaviour is addressed through reminders, formal warning, time out (with duty staff member), community service (Appendix 15) and/or referral to the Consequences Room – Playground (Appendix 16)

For students referred to the Consequences Room either from the classroom or playground, parents are sent a Parent Notification (Appendix 17) that their child has attended the Consequences Room. Parents are to acknowledge the receipt of the Parent Notification by signing the form and returning to their child's teacher.

3. Intensive behaviour support: School Based Support Team

Eight Mile Plains State School is committed to educating all students, including those with the highest behavioural support needs. We recognise that students with highly complex and challenging behaviours need comprehensive systems of support. The *School Based Behaviour Support Team*:

- works with other staff members to develop appropriate behaviour support strategies;
- develop an Individual Behaviour Support Plan in consultation with school staff, support personnel and parents/guardians. (Appendix 18)
- monitors the impact of support for individual students through ongoing data collection;
- makes adjustments as required for the student; and
- works with the School Leadership Team to achieve continuity and consistency.

The *School Based Support Team* has a simple and quick referral system in place. Following referral, a team member contacts parents and any relevant staff members to form a support team and begin the assessment and support process. In many cases the support team also includes individuals from other agencies already working with the student and their family, a representative from the school's administration and regional behavioural support staff.

5. Consequences for unacceptable behaviour

Eight Mile Plains State School makes systematic efforts to prevent problem student behaviour by teaching and reinforcing expected behaviours on an ongoing basis. When unacceptable behaviour occurs, students experience predictable consequences. Our school seeks to ensure that responses to unacceptable behaviour are consistent and proportionate to the nature of the behaviour. An office referral form (Appendix 3) is used to record all minor and major problem behaviour. The recording of three minor behaviours constitutes a major behaviour.

Minor and major behaviours

When responding to problem behaviour, the staff member first determines if the problem behaviour is major or minor, with the following agreed understanding:

- **Minor** problem behaviour is handled by staff members at the time it happens.
- **Major** problem behaviour is referred directly to the school Administration team.

Minor behaviours are those that:

- are minor breeches of the school rules;
- do not seriously harm others or cause you to suspect that the student may be harmed;
- do not violate the rights of others in any other serious way;
- are not part of a pattern of problem behaviours; and
- do not require involvement of specialist support staff or Administration.

Minor problem behaviours may result in the following consequences:

- a minor consequence that is logically connected to the problem behaviour, such as complete removal from an activity or event for a specified period of time, partial removal (time away), individual meeting with the student, apology, restitution or detention for work completion.
- Referral to the Consequences Room
- a re-direction procedure. The staff member takes the student aside and:
 - names the behaviour that the student is displaying;
 - asks the student to name expected school behaviour;
 - states and explains expected school behaviour if necessary; and
 - gives positive verbal acknowledgement for expected school behaviour.

Major behaviours are those that:

- significantly violate the rights of others;
- put others / self at risk of harm; and
- require the involvement of school Administration.

Major behaviours result in an immediate referral to Administration because of their seriousness.

When major problem behaviour occurs, staff members calmly state the major problem behaviour to the student and remind them of the expected school behaviour. The staff member then completes the office referral form and escorts the student to Administration.

Major problem behaviours may result in the following consequences:

- **Level One:** Time in office, referral to Consequences Room. alternate lunchtime activities, loss of privilege, restitution, loss of break times, warning regarding future consequence for repeated offence,
- **Level Two:** Parent contact, referral to Guidance Officer, referral to School Based Support Team, suspension from school: and/or
- **Level Three:** Students who engage in very serious problem behaviours such as major violent physical assault, or the use or supply of weapons or drugs can expect to be recommended for exclusion from school following an immediate period of suspension.

The following table outlines examples of minor and major problem behaviours:

	Area	Minor	Major
Being Safe	Movement around school	<ul style="list-style-type: none"> • Running on concrete or around buildings • Running in stairwells • Not walking bike in school grounds 	
	Play	<ul style="list-style-type: none"> • Incorrect use of equipment • Not playing school approved games • Playing in toilets 	<ul style="list-style-type: none"> • Throwing objects • Possession of weapons
	Physical contact	<ul style="list-style-type: none"> • Minor physical contact (for example, pushing and shoving) 	<ul style="list-style-type: none"> • Serious physical aggression • Fighting
	Correct Attire	<ul style="list-style-type: none"> • Not wearing a hat in playground • Not wearing shoes outside 	
	Other	<ul style="list-style-type: none"> • Inappropriate use of personal technology devices or social networking sites, which impacts on the good order and management of the school 	<ul style="list-style-type: none"> • Possession or selling of drugs • Weapons including knives and any other items which could be considered a weapon being taken to school • Serious, or continued, inappropriate use of personal technology devices or social networking sites, which impacts on the good order and management of the school
Being Responsible	Class tasks	<ul style="list-style-type: none"> • Not completing set tasks that are at an appropriate level • Refusing to work 	
	Being in the right place	<ul style="list-style-type: none"> • Not being punctual (eg: lateness after breaks) • Not in the right place at the right time 	<ul style="list-style-type: none"> • Leaving class without permission (out of sight) • Leaving school without permission
	Follow instructions	<ul style="list-style-type: none"> • Low intensity failure to respond to adult request • Non compliance • Unco-operative behaviour 	
	Accept outcomes for behaviour	<ul style="list-style-type: none"> • Minor dishonesty (lying about involvement in a low-level incident) 	<ul style="list-style-type: none"> • Major dishonesty that has a negative impact on others
	Rubbish	<ul style="list-style-type: none"> • Littering 	
	Mobile Phone or personal technology devices	<ul style="list-style-type: none"> • Mobile phone switched on in any part of the school at any time without authorisation (written permission from an authorised staff member) 	<ul style="list-style-type: none"> • Use of a mobile phone in any part of the school for voicemail, email, text messaging or filming purposes without authorisation • Inappropriate use of personal technology devices or social networking sites, which impacts on the good order and management of the school
Being Respectful	Language (including while online)	<ul style="list-style-type: none"> • Inappropriate language (written/verbal) • Calling out • Poor attitude • Disrespectful tone 	<ul style="list-style-type: none"> • Offensive language • Aggressive language • Verbal abuse / directed profanity
	Property	<ul style="list-style-type: none"> • Petty theft • Lack of care for the environment 	<ul style="list-style-type: none"> • Stealing / major theft • Wilful property damage • Vandalism
	Others	<ul style="list-style-type: none"> • Not playing fairly • Minor disruption to class • Minor defiance • Minor bullying / victimisation/ harassment • Inappropriate use of personal technology devices or social networking sites, which impacts on the good order and management of the school 	<ul style="list-style-type: none"> • Major bullying / victimisation /harassment • Major disruption to class • Blatant disrespect • Major defiance • Serious, or continued, inappropriate use of personal technology devices or social networking sites, which impacts on the good order and management of the school

Relate problem behaviours to expected school behaviours

When responding to problem behaviours, staff members ensure that students understand the relationship of the problem behaviour to expected school behaviour. One method that staff members might use to achieve this is to have students:

- articulate the relevant expected school behaviour;
- explain how their behaviour differs from expected school behaviour;
- describe the likely consequences if the problem behaviour continues; and
- identify what they will do to change their behaviour in line with expected school behaviour.

Should a problem behaviour be repeated, the staff member may not repeat the discussion/explanation process but simply remind the student of the consequences of their problem behaviour.

Ensuring consistent responses to problem behaviour

At Eight Mile Plains State School staff members authorised to issue consequences for problem behaviour are provided with appropriate professional development and/or training. Through training activities, we work to ensure consistent responses to problem behaviour across the school.

Students also receive training in how to respond appropriately when other students display problem behaviour, and the courteous way to respond when a staff member re-directs their behaviour or consequences are applied for problem behaviour.

6. Emergency or critical incident responses

It is important that all staff have a consistent understanding of how to respond to emergency situations or critical incidents involving severe problem behaviour. This consistency ensures that appropriate actions are taken to ensure that both students and staff are kept safe.

An **emergency situation or critical incident** is defined as an occurrence that is sudden, urgent, and usually unexpected, or an occasion requiring immediate action.

Severe problem behaviour is defined as behaviour of such intensity, frequency, or duration that the physical safety of the student or others is likely to be placed in serious jeopardy.

Basic defusing strategies

1. Avoid escalating the problem behaviour: Avoid shouting, cornering the student, moving into the student's space, touching or grabbing the student, sudden responses, sarcasm, becoming defensive, communicating anger and frustration through body language.
2. Maintain calmness, respect and detachment: Model the behaviour you want students to adopt, stay calm and controlled, use a serious measured tone, choose your language carefully, avoid humiliating the student, be matter of fact and avoid responding emotionally.
3. Approach the student in a non-threatening manner: Move slowly and deliberately toward the problem situation, speak privately to the student/s where possible, speak calmly and respectfully, minimise body language, keep a reasonable distance, establish eye level position, be brief, stay with the agenda, acknowledge cooperation, withdraw if the situation escalates.
4. Follow through: If the student starts displaying the appropriate behaviour briefly acknowledge their choice and re-direct other students' attention towards their usual work/activity. If the student continues with the problem behaviour then remind them of the expected school behaviour and identify consequences of continued unacceptable behaviour).
5. Debrief: Help the student to identify the sequence of events that led to the unacceptable behaviour, pinpoint decision moments during the sequence of events, evaluate decisions made, and identify acceptable decision options for future situations.

Physical Intervention

Staff may make legitimate use of physical intervention if all non-physical interventions have been exhausted and a student is:

- physically assaulting another student or staff member; or
- posing an immediate danger to him/herself or to others.

Appropriate physical intervention may be used to ensure that Eight Mile Plains State School's duty of care to protect students and staff from foreseeable risks of injury is met. The use of physical intervention is only considered appropriate where the immediate safety of others is threatened and the strategy is used to prevent injury.

Physical intervention can involve coming between students, blocking a student's path, leading a student by the hand/arm, shepherding a student by placing a hand in the centre of the upper back, removing potentially dangerous objects and, in extreme situations, using more forceful restraint.

It is important that all staff understand:

- physical intervention cannot be used as a form of punishment;
- physical intervention must not be used when a less severe response can effectively resolve the situation and the underlying function of the behaviour.

Physical intervention is not to be used as a response to:

- property destruction;
- school disruption;
- refusal to comply;
- verbal threats; and
- leaving a classroom or the school, unless student safety is clearly threatened.

Any physical intervention made must:

- be reasonable in the particular circumstances;
- be in proportion to the circumstances of the incident;
- always be the minimum force needed to achieve the desired result; and
- take into account the age, stature, disability, understanding and gender of the student.

Record keeping

Each instance involving the use of physical intervention must be formally documented. The processes can be found at <http://ppr.det.qld.gov.au/corp/hr/workplace/Pages/Health-and-Safety-Incident-Recording,-Notification-and-Management.aspx> online.

7. Network of student support

Students at Eight Mile Plains State School are supported through positive reinforcement and a system of universal, targeted, and intensive behaviour support by:

- Parents
- Teachers
- Support Staff
- Administration Staff
- Guidance Officer
- Advisory Visiting Teachers
- Special Education Teachers
- Senior Guidance Officer
- School Chaplain

External support is also available through the following government and community agencies:

- Disability Services Queensland
- Child and Youth Mental Health
- Queensland Health
- Department of Communities (Child Safety Services)
- Police
- Local Council
- Neighbourhood Centre.

8. Consideration of individual circumstances

To ensure alignment with the Code of School Behaviour when applying consequences, the individual circumstances and actions of the student and the needs and rights of school community members are considered at all times.

Eight Mile Plains State School considers the individual circumstances of students when applying support and consequences by:

- promoting an environment which is responsive to the diverse needs of its students
- establishing procedures for applying fair, equitable and non violent consequences for infringement of the code ranging from the least intrusive sanctions to the most stringent
- recognising and taking into account students' age, gender, disability, cultural background, socioeconomic situation and their emotional state
- recognising the rights of all students to:
 - express opinions in an appropriate manner and at the appropriate time
 - work and learn in a safe environment regardless of their age, gender, disability, cultural background or socio-economic situation, and
 - receive adjustments appropriate to their learning and/or impairment needs.

9. Related legislation

- Commonwealth Disability Discrimination Act 1992
- Commonwealth Disability Standards for Education 2005
- Education (General Provisions) Act 2006
- Education (General Provisions) Regulation 2006
- Criminal Code Act 1899
- Anti-Discrimination Act 1991
- Commission for Children and Young People and Child Guardian Act 2000
- Judicial Review Act 1991
- Workplace Health and Safety Act 2011
- Workplace Health and Safety Regulation 2011
- Right to Information Act 2009
- Information Privacy (IP) Act 2009

10. Related policies and procedures

- Statement of expectations for a disciplined school environment policy
- Safe, Supportive and Disciplined School Environment
- Inclusive Education
- Enrolment in State Primary, Secondary and Special Schools
- Student Dress Code
- Student Protection
- Hostile People on School Premises, Wilful Disturbance and Trespass
- Police and Child Safety Officer Interviews with Students, and Police Searches at State Educational Institutions
- Acceptable Use of the Department's Information, Communication and Technology (ICT) Network and Systems
- Managing Electronic Identities and Identity Management
- Appropriate Use of Mobile Telephones and other Electronic Equipment by Students
- Temporary Removal of Student Property by School Staff

11. Some related resources

- Bullying. No Way!
- Schoolwide Positive Behaviour Support
- Code of Conduct for School Students Travelling on Buses

Endorsement



Mrs Lee Harrex
Principal



Mr John Chapman
P&C President

Effective Date: 1 January 2016 – 31 December 2016

Appendix 1

The use of personal technology devices at school

This policy reflects the importance the school places on students displaying courtesy, consideration and respect for others whenever they are using personal technology devices.

Personal Technology Devices include, but are not limited to, games devices (such as Portable gaming devices, Tamagotchis®, laptop computers, PDAs, Blackberrys®, cameras and/or voice recording devices (whether or not integrated with a mobile phone or MP3 player), mobile telephones, iPods® and devices of a similar nature.

Certain personal technology devices banned from school

Students must not bring valuable personal technology devices like cameras, digital video cameras or MP3 players to school as there is a risk of damage or theft. Such devices will be confiscated by school staff and may be collected at the end of the day from the school office. Breaches of this prohibition may result in discipline.

Confiscation

Permitted personal technology devices such as iPads, iPods, cameras, mobile phones used contrary to this policy on school premises will be confiscated by school staff. They will be made available for collection from the school office at the end of the school day unless required to be kept for purposes of disciplinary investigation, when it will only be returned in the presence of a parent.

Devices potentially containing evidence of criminal offences may be reported to the police. In such cases police may take possession of such devices for investigation purposes and students and parents will be advised to contact Queensland Police Service (QPS) directly.

Students who have a personal technology device confiscated more than once will not be permitted to have a personal technology device at school for at least one month, or longer if deemed necessary by the Principal.

Personal technology device etiquette

Bringing personal technology devices to school is not encouraged by the school because of the potential for theft and general distraction and/or disruption associated with them. However, if they are brought to school, they must be turned off and out of sight during assemblies or classes. Personal technology devices may be used at morning tea and lunch breaks and before and after school.

Recording voice and images

Every member of the school community should feel confident about participating fully and frankly in all aspects of school life without concern that their personal privacy is being invaded by them being recorded without their knowledge or consent.

We uphold the value of trust and the right to privacy at Eight Mile Plains State School. Students using personal technology devices to record inappropriate behaviours or incidents (such as vandalism, fighting, bullying, staged fighting or pranks etc) for the purpose of dissemination among the student body or outside the school, by any means (including distribution by phone or internet posting) builds a culture of distrust and disharmony.

Students must not record images anywhere that recording would not reasonably be considered appropriate (e.g. in change rooms, toilets or any other place where a reasonable person would expect to be afforded privacy). Recording of events in class is not permitted unless express consent is provided by the class teacher.

A student at school who uses a personal technology device to record private conversations, ordinary school activities (apart from social functions like graduation ceremonies) or violent, illegal or embarrassing matter capable of bringing the school into public disrepute is considered to be in breach of this policy.

Even where consent is obtained for such recording, the school will not tolerate images or sound captured by personal technology devices on the school premises or elsewhere being disseminated to others, if it is done for the purpose of causing embarrassment to individuals or the school, for the purpose of bullying or harassment, including racial and sexual harassment, or where without such intent a reasonable person would conclude that such outcomes may have or will occur.

Students may be subject to discipline (including suspension and recommendation for exclusion) if they breach the policy by being involved in recording and/or disseminating material (through text messaging, display, internet uploading or other means) or are knowingly the subject of such a recording.

Students should note that the recording or dissemination of images that are considered indecent (such as nudity or sexual acts involving children) are against the law and if detected by the school will result in a referral to QPS.

Text communication

The sending of text messages that contain obscene language and/or threats of violence may amount to bullying and or harassment or even stalking, and will subject the sender to discipline and possible referral to QPS. Students receiving such text messages at school should ensure they keep the message as evidence and bring the matter to the attention of the school office.

Assumption of cheating

Personal technology devices may not be taken into or used by students at exams or during class assessment unless expressly permitted by staff. Staff will assume students in possession of such devices during exams or assessments are cheating. Disciplinary action will be taken against any student who is caught using a personal technology device to cheat during exams or assessments.

Recording private conversations and the *Invasion of Privacy Act 1971*

It is important that all members of the school community understand that under the *Invasion of Privacy Act 1971*, 'a person is guilty of an offence against this Act if the person uses a listening device to overhear, record, monitor or listen to a private conversation'. It is also an offence under this Act for a person who has overheard, recorded, monitored or listened to a conversation to which s/he is not a party to publish or communicate the substance or meaning of the conversation to others.

Students need to understand that some conversations are private and therefore to overhear, record, monitor or listen to such private conversations may be in breach of this Act, unless consent to the recording is appropriately obtained.

Special circumstances arrangement

Students who require the use of a personal technology device in circumstances that would contravene this policy (for example to assist with a medical condition or other disability or for a special project) should negotiate a special circumstances arrangement with the Deputy Principal or Principal.

Appendix 2

School policy for preventing and responding to incidents of bullying (including cyberbullying)

Purpose

Eight Mile Plains State School strives to create positive, predictable environments for all students at all times of the day. The disciplined and teaching environment that we are creating is essential to:

- achieving overall school improvement, including the effectiveness and efficiency of our student support procedures
- raising achievement and attendance
- promoting equality and diversity and
- ensuring the safety and well-being of all members of the school community.

There is no place for bullying in Eight Mile Plains State School. Those who are bullied and those who bully are at risk for behavioural, emotional and academic problems. These outcomes are in direct contradiction to our school community's goals and efforts for supporting all students.

Bullying behaviours that will not be tolerated at Eight Mile Plains State School include name-calling, taunting, mocking, making offensive comments, kicking, hitting, pushing, taking belongings, inappropriate text messaging, sending offensive or degrading images by phone or internet, producing offensive graffiti, gossiping, excluding people from groups, and spreading hurtful and untruthful rumours.

Bullying may be related to:

- race, religion or culture;
- disability;
- appearance or health conditions;
- sexual orientation;
- sexist or sexual language;
- children acting as carers; or
- children in care.

At Eight Mile Plains State School there is broad agreement among students, staff and parents that bullying is observable and measurable behaviour. When considering whether or not bullying has occurred, we will therefore avoid speculation on the intent of the behaviour, the power of individuals involved, or the frequency of its occurrence. Whether bullying behaviour is observed between students of equal or unequal power, whether it occurs once or several times, and whether or not the persons involved cite intimidation, revenge, or self-defence as a motive, the behaviour will be responded to in similar fashion, that is, as categorically unacceptable in the school community.

Rationale

Many bullying behaviours are peer-maintained through the actions of bystanders. That is, peers react to bullying in ways that may increase the likelihood of it occurring again in the future. Reactions include joining in, laughing, or simply standing and watching, rather than intervening to help the person being bullied. Whilst our school would never encourage students to place themselves at risk, our anti-bullying procedures involve teaching the entire school a set of safe and effective responses to all problem behaviour, including bullying, in such a way that those who bully are not socially reinforced for demonstrating it.

The anti-bullying procedures at Eight Mile Plains State School are an addition to our schoolwide positive behaviour support processes. This means that all students are being explicitly taught the expected school behaviours and receiving high levels of social acknowledgement for doing so.

Adding lessons on bullying and how to prevent and respond to it is a subset of procedures that our students are already accustomed to.

Prevention

Attempting to address specific problem behaviours will not be successful if the general level of disruptive behaviour in all areas of our school is not kept to a low level. Therefore, our schoolwide universal behaviour support practices will be maintained at all times.

This will ensure that:

- Our universal behaviour support processes will always remain the primary strategy for preventing problem behaviour, including preventing the subset of bullying behaviour
- All students know the 3 school rules and have been taught the expected behaviours attached to each rule in all areas of the school
- All students have been or are being taught the specific routines in the non-classroom areas, from exiting the classroom, conducting themselves in accordance with the school expectations in the playground and other areas, to re-entering their classrooms
- All students are receiving high levels of positive reinforcement for demonstrating expected behaviours, including those associated with following our routines, from all staff in the non-classroom areas of the school
- A high level of quality active supervision is a permanent staff routine in the non-classroom areas. This means that duty staff members are easily identifiable and are constantly moving, scanning and positively interacting as they move through the designated supervision sectors of the non-classroom areas.

The student curriculum modules of the anti-bullying process consist of lessons taught by all teachers in all classrooms to a schoolwide schedule of instruction. At all times simultaneous instruction is our goal, in order to maintain consistency of skill acquisition across the school.

An initial introductory lesson is delivered, which teaches the 3-step process to be used by all students when experiencing bullying behaviour either as a person being bullied, the person bullying or bystander.

The introductory lesson is followed by several shorter lessons, each of which focuses on one of the bullying behaviours that the school has identified and defined. These lessons include instruction on how to approach adults and also on what reactions and systemic responses they should expect from adults.

Research indicates that a common outcome of anti-bullying programming is an improvement in understanding of bullying but little change in the frequency or nature of actual bullying behaviour. One of the reasons cited for this outcome is the lack of behavioural rehearsal in the programming. The anti-bullying process at Eight Mile Plains State School takes care to combine knowledge with practice in a process of active learning, so that students understand by 'doing' as much as by 'knowing'.

Eight Mile Plains State School records inappropriate behaviour and uses behavioural data for decision-making. This data is entered into our database on a daily basis and can be recalled as summary reports at any time. This facility allows the school to track the effectiveness of its anti-bullying process, to make any necessary adjustments, and to identify specific bullying behaviours that may need to be revisited or revised in the instructional process.

Appropriate use of social media

Eight Mile Plains State School embraces the amazing opportunities that technology and the internet provide to students for learning, being creative and socialising online. Use of online communication and social media sites and applications (apps) can provide positive social development experiences through an opportunity to develop friendships and shape identities.

When used safely, social media sites and apps such as Facebook, Twitter and Instagram can provide positive opportunities for social learning and development. However, inappropriate, or misguided, use can lead to negative outcomes for the user and others.

Eight Mile Plains State School is committed to promoting the responsible and positive use of social media sites and apps.

No student of Eight Mile Plains State School will face disciplinary action for simply having an account on Facebook or other social media site.

As is set out in the school policy for preventing and responding to incidents of bullying (including cyberbullying) found at **Appendix 2**, it is unacceptable for students to bully, harass or victimise another person whether within Eight Mile Plains State School grounds or while online. Inappropriate online behaviours can have a negative impact on student learning and the good order and management of Eight Mile Plains State School whether those behaviours occur during or outside school hours.

This policy reflects the importance of students at Eight Mile Plains State School engaging in appropriate online behaviour.

Role of social media

The majority of young people use social media sites and apps on a daily basis for school work, entertainment and to keep in contact with friends. Unfortunately, some young people misuse social media technologies and engage in cyberbullying.

Social media by its nature will result in the disclosure and sharing of personal information. By signing up for a social media account, users are providing their personal information.

Students need to remember that the internet is a free space and many social media sites and apps, like Twitter, have limited restrictions placed upon allowable content and regulated procedures for the removal of concerning posts.

Social media sites and apps are designed to share online content widely and rapidly. Once students place information and/or pictures online, they have little to no control over how that content is used.

The internet reaches a global audience. Even if students think that comments or photos have been deleted, there can be archived records of the material that will continue to be searchable into the future.

Inappropriate online behaviour has the potential to embarrass and affect students, others and the school for years to come.

Appropriate use of social media

Students of Eight Mile Plains State School are expected to engage in the appropriate use of social media. Specific examples of appropriate use of social media sites and apps include:

- Ensuring that personal information, such as full name, address, phone number, school name and location or anyone else's personal information, is not shared.
- Thinking about what they want to say or post, and how it could be interpreted by others, before putting it online. Remember, once content is posted online you lose control over it. Students should not post content online that they would be uncomfortable saying or showing to their parents' face or shouting in a crowded room.
- Remembering that it can be difficult to work out whether messages typed on social media sites and apps are meant to be funny or sarcastic. Tone of voice and context is often lost which can lead to unintended consequences. If students think a message may be misinterpreted, they should be cautious and make the decision not to post it.
- Never provoking, or engaging with, another user who is displaying inappropriate or abusive behaviour. There is no need to respond to a cyberbully. Students should report cyberbullying concerns to a teacher and allow the teacher to record and deal with the online concern.

If inappropriate online behaviour impacts on the good order and management of Eight Mile Plains State School the school may impose disciplinary consequences for that behaviour regardless of whether the behaviour occurs during or outside of school hours.

Disciplinary consequences could include suspension and/or exclusion. In serious cases of inappropriate online behaviour, the school may also make a report to the police for further investigation.

Eight Mile Plains State School will not become involved in concerns of cyberbullying or inappropriate online behaviour where the incident in question does not impact upon the good order and management of the school. For example, where cyberbullying occurs between a student of this school and a student of another school outside school hours. Such an incident will be a matter for parents and/or police to resolve.

Laws and consequences of inappropriate online behaviour and cyberbullying

Inappropriate online behaviour may in certain circumstances constitute a criminal offence. Both the *Criminal Code Act 1995* (Cth) and the *Criminal Code Act 1899* (Qld) contain relevant provisions applicable to cyberbullying.

The Commonwealth Criminal Code outlines a number of criminal offences concerning telecommunications services. The most relevant offence for cyberbullying is "using a carriage service to menace, harass or cause offence to another person".

The Queensland Criminal Code contains several applicable sections for cyberbullying. Potential relevant criminal offences are:

- Unlawful stalking.
- Computer hacking and misuse.
- Possession of child exploitation material.
- Involving a child in making child exploitation material.

- Making child exploitation material.
- Distribution of child exploitation material.
- Criminal Defamation.

There are significant penalties for these offences.

Eight Mile Plains State School strives to create positive environments for all students at all times of the day, including while online. To help in achieving this goal, Eight Mile Plains State School expects its students to engage in positive online behaviours.

Appendix 4

Eight Mile Plains State School

Behaviour Referral Form

Student Name:			Location (please tick)	
Date:	Time:	Class:	Playground	
Referring staff member :			Specialist Lesson	
			Classroom	
			Other	

Problem Behaviour			
Minor (Please tick)		Major (Please tick)	
Defiance/Disrespect Low intensity, brief failure to follow directions.		Defiance/Disrespect Continued refusal to follow directions, talking back and / or socially rude interactions.	
Physical Contact Student engages in non-serious but inappropriate physical contact.		Physical Aggression Actions involving serious physical contact where injury may occur (eg hitting, punching, hitting with an object, kicking, scratching etc).	
Inappropriate language Low intensity language (eg shut up, idiot etc).		Inappropriate /Abusive language Repeated verbal messages that involve swearing or use of words in an inappropriate way directed at other individual or group.	
Disruption Low intensity but inappropriate disruption.		Disruption Repeated behaviour causing an interruption in a class or playground. (eg. Yelling or screaming, noise with material, disrupting games, sustained out of seat behaviour etc).	
Property Misuse Low intensity misuse of property.		Vandalism Student engages in an activity that results in substantial destruction or disfigurement of property.	
Dress Code Student wears clothing that is near, but not within, the dress code guidelines defined by the school.		Dress Code Refusal to comply with school dress code.	
Safety Student engages in brief or low-level safety violation not involving hurting any other individuals or groups.		Safety Student engages in frequent unsafe activities where injury may occur.	
Dishonesty Student engages in minor lying/cheating not involving any other person.		Major Dishonesty Student delivers message that is untrue and / or deliberately violates rules and/or harms others.	
Other		Harassment / Bullying Repeated teasing, physical and verbal intimidation of a student.	
		Other	

School Expectation Category				
Be SAFE		Be Respectful		Be Responsible

Others involved in incident					
None		Peers		Staff	Other

Appendix 5

Behaviour Incident Report

Name of student/s involved in incident:

Person Completing Form:

Date:

Problem behaviour (name):		
Date of incident	Time incident started	Time incident ended
Where was the student when the incident occurred?		
Who was working with the student when the incident occurred?		
Where was staff when the incident occurred?		
Who was next to the student when the incident occurred?		
Who else was in the immediate area when the incident occurred?		
What was the general atmosphere like at the time of the incident?		
What was the student doing at the time of the incident?		
What occurred immediately before the incident? Describe the activity, task, event.		
Describe what the student did during the incident.		
Describe the level of severity of the incident. (e.g. damage, injury to self/others)		
Describe who or what the incident was directed at.		
What action was taken to de-escalate or re-direct the problem?		
Briefly give your impression of why the student engaged in the above-described incident. (e.g. was angry because I asked him/her to stop teasing).		

Appendix 6

Debriefing Report

Formal debriefing

Formal debriefing should be led by a staff member trained in the process who has not been involved in the event. The goals of debriefing are to:

- reverse or minimise the negative effects of physical intervention;
- prevent the future use of physical intervention; and/or
- address organisational problems and make appropriate changes.

For students who have language or communication difficulties the debriefing process will need to be modified to accommodate their specific receptive and expressive needs.

Debriefing should provide information on:

- who was involved;
- what happened;
- where it happened;
- why it happened; and
- what we learned.

The specific questions we want to answer through the debriefing process are:

- **FACTS:** what do we know happened?
- **FEELINGS:** how do you feel about the event that happened?
- **PLANNING:** what can/should we do next?

Questions for staff

- What were the first signs?
- What de-escalation techniques were used?
- What worked and what did not?
- What would you do differently next time?
- How can physical intervention be avoided in this situation in the future?
- What emotional impact does using physical intervention have on you?
- What was your emotional state at the time of the escalation?

Questions for student

- What was it that you needed?
- What upset you most?
- What did we do that was helpful?
- What did we do that got it that way?
- What can we do better next time?
- Would you do something differently next time?
- What could we have done to make the physical intervention less invasive?


Notes on the discussion that occurs during the debriefing report are not required to be documented, however a note should be made that the debriefing has occurred for both staff and students involved (e.g. names, date, time and outcomes).

Appendix 7 Prep Positive Passport

<p><u>Attendance</u></p> <p>I have attended school for at least 90% of the term.</p> <p><input type="text"/></p>	<p>Will You Be Coming to our Rewards Day?</p>	<p><u>Library Belongings</u></p> <p>I have returned my library books and had my library bag ready 80% of the term.</p> <p><input type="text"/></p>
<p>Name:</p>		<p>Class:</p>
<p><u>Effort</u></p> <p>I have achieved a "c" or higher in all of my school activities.</p> <p><input type="text"/></p>	<p>EMPSS</p> <p>Positive Passport</p> <p>Term __, 201__</p> <p>★ ★ ★ ★ ★ ★ ★ ★</p> <p>Teacher Signature: <input type="text"/></p>	<p><u>Behaviour</u></p> <p>I have made positive choices and not been to the consequences room 2 or more times.</p> <p><input type="text"/></p>

Positive Passport

Term , 201



Name: _____

Class: _____



Attendance

I have attended school for at least 90% of the term.

Homework

I have completed at least 80% of my homework this term.

Effort

I have achieved a "c" or higher in all of my school activities.

Behaviour

I have made positive choices and not been to the Consequences Room 2 or more times.

I can participate in Rewards Day **Yes/No**

Teacher Signature: _____

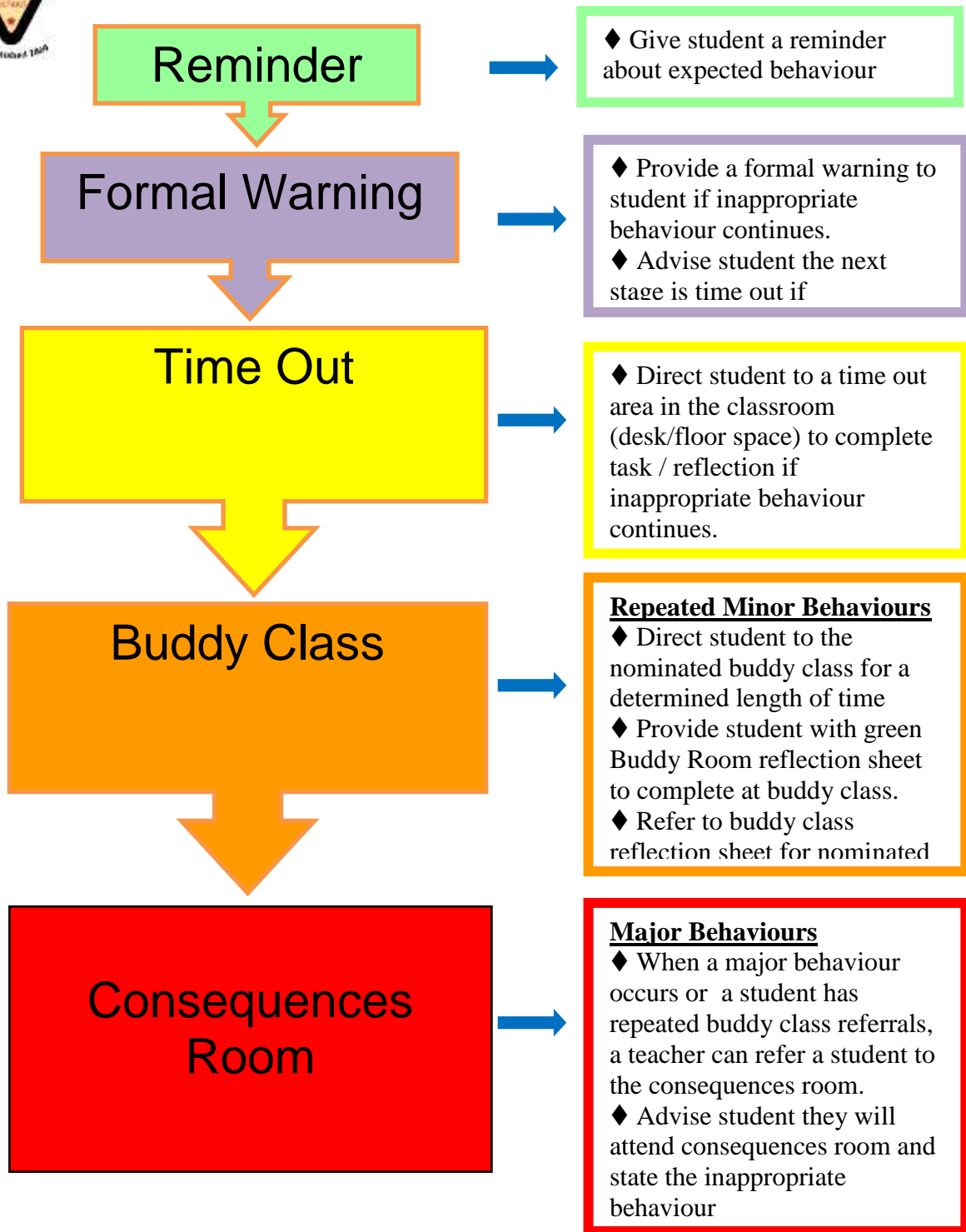


EMPSS Behaviour and Effort Matrix

	A	B	C	D	E
	Excellent	Very Good	Satisfactory	Needs Attention	Support Required
	Independently and consistently:	Consistently:	Usually:	Sometimes:	Rarely:
Effort	<ul style="list-style-type: none"> remains on task and applies effort across all learning areas contributes to class discussions starts tasks promptly attempts difficult / new tasks seeks and uses assistance/feedback for the purpose of improvement 	<ul style="list-style-type: none"> remains on task and applies effort across all learning areas contributes to class discussions starts tasks promptly attempts difficult / new tasks seeks and uses assistance/feedback for the purpose of improvement 	<ul style="list-style-type: none"> remains on task and applies effort across all learning areas contributes to class discussions starts tasks promptly attempts difficult / new tasks seeks and uses assistance/feedback for the purpose of improvement 	<ul style="list-style-type: none"> remains on task and applies effort across all learning areas contributes to class discussions starts tasks promptly attempts difficult / new tasks seeks and uses assistance/feedback for the purpose of improvement 	<ul style="list-style-type: none"> remains on task and applies effort across all learning areas contributes to class discussions starts tasks promptly attempts difficult / new tasks seeks and uses assistance/feedback for the purpose of improvement
Behaviour	<ul style="list-style-type: none"> interacts appropriately in the playground and in the classroom shows respect and consideration for others and their property takes turns and shares reacts to situations reasonably cooperates within a group in the classroom 	<ul style="list-style-type: none"> interacts appropriately in the playground and in the classroom shows respect and consideration for others and their property takes turns and shares reacts to situations reasonably cooperates within a group in the classroom 	<ul style="list-style-type: none"> interacts appropriately in the playground and in the classroom shows respect and consideration for others and their property takes turns and shares reacts to situations reasonably cooperates within a group in the classroom 	<ul style="list-style-type: none"> interacts appropriately in the playground and in the classroom shows respect and consideration for others and their property takes turns and shares reacts to situations reasonably cooperates within a group in the classroom 	<ul style="list-style-type: none"> interacts appropriately in the playground and in the classroom shows respect and consideration for others and their property takes turns and shares reacts to situations reasonably cooperates within a group in the classroom



Classroom Behaviour Process



Buddy Class

A buddy class is a pre-determined classroom where a teacher may send a student who displays repeated low level behaviours and requires immediate reflection in an alternative room. Students will complete a Buddy Room reflection sheet during this time.

Buddy Room Referral and Reflection - Lower

Name: _____ Class: _____ Time: _____ Date: _____

Referring Teacher: _____

Time Allocation: 10 mins 20 mins 30 mins **Other** _____

Minor – (Buddy Room)		✓
Defiance/Disrespect	Low intensity brief failure to follow instructions	
Physical Contact	Student engages in non-serious but inappropriate physical contact	
Inappropriate Language	Low intensity language (shut up, idiot etc)	
Disruption	Low intensity but inappropriate disruption	
Property Misuse	Low intensity misuse of property	
Safety	Student engages in brief or low level safety violation not involving hurting any other individuals or groups	
Dishonesty	Student engages in minor lying/cheating not involving any other person	
Other		

Reflection

Draw your current behaviour

Draw what your behaviour should look like

--	--

Circle which school rule you broke:

<p>Be Safe</p>  <p>Keep hands, feet and objects to self.</p>	<p>Be Responsible</p>  <p>Use equipment correctly Complete tasks Be honest</p>	<p>Be Respectful</p>  <p>Be a good listener, take turns, speak nicely, include others</p>	<p>Be a Learner</p>  <p>Follow instructions Raise hand to speak Participate</p>
--	--	--	---

Circle the face that shows how you feel about your current behaviour:

 <p>sad</p>	 <p>angry</p>	 <p>happy</p>	 <p>scared</p>
--	--	---	---

Buddy Class Teacher's Initials

Buddy Room Referral and Reflection - Middle

Name: _____ Class: _____ Time: _____ Date: _____

Referring Teacher: _____

Time Allocation: 10 mins 20 mins 30 mins Other _____







Minor – (Buddy Room)		✓
Defiance/Disrespect	Low intensity brief failure to follow instructions	
Physical Contact	Student engages in non-serious but inappropriate physical contact	
Inappropriate Language	Low intensity language (shut up, idiot etc)	
Disruption	Low intensity but inappropriate disruption	
Property Misuse	Low intensity misuse of property	
Safety	Student engages in brief or low level safety violation not involving hurting any other individuals or groups	
Dishonesty	Student engages in minor lying/cheating not involving any other person	
Other		

Reflection

Write about your behaviour and what happened:

_____ _____ _____ _____ _____ _____	Draw a picture
--	-----------------------

Circle which school rule you broke:

<p>Be Safe</p>  <p>Keep hands, feet and objects to self.</p>	<p>Be Responsible</p>  <p>Use equipment correctly Complete tasks Be honest</p>	<p>Be Respectful</p>  <p>Be a good listener, take turns, speak nicely, include others</p>	<p>Be a Learner</p>  <p>Follow instructions Raise hand to speak Participate</p>
--	--	--	---

When I go back to class I will do the following:

_____ _____ _____ _____ _____	Draw a picture
---	-----------------------

Buddy Class Teacher's Initials

Buddy Room Referral and Reflection - Upper

Name: _____ Class: _____ Time: _____ Date: _____

Referring Teacher: _____





Time Allocation: 10 mins 20 mins 30 mins Other _____

Minor – (Buddy Room)		✓
Defiance/Disrespect	Low intensity brief failure to follow instructions	
Physical Contact	Student engages in non-serious but inappropriate physical contact	
Inappropriate Language	Low intensity language (shut up, idiot etc)	
Disruption	Low intensity but inappropriate disruption	
Property Misuse	Low intensity misuse of property	
Safety	Student engages in brief or low level safety violation not involving hurting any other individuals or groups	
Dishonesty	Student engages in minor lying/cheating not involving any other person	
Other		

Reflection

Describe the incident and explain what YOU did that was inappropriate

Circle which school rule you broke:

<p>Be Safe</p>  <p>Keep hands, feet and objects to self.</p>	<p>Be Responsible</p>  <p>Use equipment correctly Complete tasks Be honest</p>	<p>Be Respectful</p>  <p>Be a good listener, take turns, speak nicely, include others</p>	<p>Be a Learner</p>  <p>Follow instructions Raise hand to speak Participate</p>
--	--	--	---

Explain how you broke the school rule(s).

When I go back to class I will do the following:

Buddy Class Teacher's Initials

Eight Mile Plains State School Consequences Referral Form

Student Name:		Location	✓
Date:	Time:	Class:	Playground
Referring staff member:		Specialist Lesson	
		Classroom	
		Other	

Problem Behaviour	
Major Behaviour	✓
Defiance/Disrespect Continued refusal to follow directions, talking back and/or socially rude interactions	✓
Physical Aggression Actions involving serious physical contact where injury may occur (eg: hitting, punching, hitting with an object, kicking, biting, scratching, pinching)	
Inappropriate / Abusive Language Repeated verbal messages that involve swearing or use of words in an inappropriate way directed at another individual or group	
Disruption Repeated behaviour causing an interruption in a class or playground (eg: yelling, screaming, noise with material, disrupting games, sustained out of seat behaviour etc)	
Vandalism Student engages in an activity that results in substantial destruction or disfigurement of property	
Safety Student engages in frequent unsafe activities where injury may or has occurred	
Major Dishonesty Student delivers message that is untrue and/or deliberately violates rules and/or harms others	
Harrasment/Bullying Repeated teasing, physical and/or verbal intimidation of a student	
Other	

Provide additional information about the behaviour incident:

Referral to Buddy Room ✓

Referral to Consequences Room ✓

*** Classroom Teacher of this student must enter behaviour on OneSchool and advise parent of student attendance in consequences room using Parent Advice Form.**

Date entered Initial Parent Advised



Community Service

Name: _____ Class: _____

Reason for Community Service: _____

Area: _____ Job: _____

Teacher on duty: _____

Signature: _____ Date: _____

Comments: _____

Eight Mile Plains State School Consequences Room Referral (Playground)	
Name: _____ Class: _____ Date: _____	
Referring Staff Member: _____ Before School / First Break / Second Break	
Problem Behaviour	✓
Defiance/Disrespect - Refuse to follow instructions, talking back, socially rude interactions	
Physical Aggression - Hitting, punching, kicking, biting, scratching, pinching	
Inappropriate Language -Swearing or use of words in an inappropriate way towards others	
Disruption - Causing an interruption in playground eg: yelling, screaming, disrupting games	
Vandalism - Destruction or disfigurement of property	
Safety - Frequent unsafe activities where injury may or has occurred	
Major Dishonesty - Delivers message that is untrue and/or deliberately violates rules, harms others	
Harrassment/Bullying -Repeated teasing, physical and/or verbal intimidation of a student	
Comments	

Appendix 17 –

Eight Mile Plains State School Referral to Consequences Room Parent Notification	
Name: _____ Class: _____ Date: _____	
Your child was referred to the consequences room today for:	
Defiance/Disrespect – Continued refusal to follow directions, talking back and/or socially rude interactions	
Physical Aggression – Actions involving serious physical contact (hitting, punching, kicking, biting, scratching, pinching)	
Inappropriate Language – Repeated verbal messages that involve swearing or use of words in an inappropriate way	
Disruption – Repeated yelling, screaming, noise with materials, disrupting work or games	
Vandalism – Engaging in an activity that results in substantial destruction or disfigurement of property	
Safety - Frequent unsafe activities where injury may or has occurred	
Dishonesty - Delivers message that is untrue and/or deliberately violates rules and/or harms others	
Harrassment/Bullying -Repeated teasing, physical and/or verbal intimidation of a student	
Comments: 	
Parent/Carer Signature: 	



BEHAVIOUR SUPPORT PLAN

STUDENT DETAILS

Student Name:	School:
Case Manager:	Start date:
	Review date:

SUMMARY OF BEHAVIOUR ISSUES

<p>Behaviours of concern: e.g. <i>Not following instructions, hitting others</i></p> <ul style="list-style-type: none"> • • • • • 	<p>Triggers: e.g. <i>desk work, transitions, losing a game</i></p> <ul style="list-style-type: none"> • •
<p>Settings: e.g. <i>playground, classroom, oval</i></p> <ul style="list-style-type: none"> • • • 	<p>Functions of Behaviour: <i>This is the hypothesised motivation of the student to either avoid or gain something. e.g. To avoid writing, to access peer attention</i></p> <ul style="list-style-type: none"> • • •
<p>Target Replacement Behaviours: <i>Consider how to meet the child's needs (function of their previous behaviours) through more appropriate behaviours.</i></p> <ul style="list-style-type: none"> • • • 	
<p>Long Term Aims: e.g. <i>to participate in all school routines with other classmates</i></p> <ul style="list-style-type: none"> • 	



Team Members involved <i>List roles and names</i>	Information used as reference <i>List key sources of information that inform the plan e.g. OT report</i>
Parent	•
Teacher	•
	•
	•

STRATEGIES			
PROACTIVE STRATEGIES			RESPONSIVE STRATEGIES
Ecological Strategies <i>(Setting up for success)</i>	Positive Programming <i>(Teach replacement behaviours other skills)</i>	Incentives for trying <i>(Short-term strategies for change)</i>	How to manage difficult times <i>(Additional Crisis Plan may be needed)</i>
<ul style="list-style-type: none"> • • • • • • • 	<ul style="list-style-type: none"> • • • • • • • 	<ul style="list-style-type: none"> • • • • • 	<ul style="list-style-type: none"> • • • • • • •

Behaviour Management Flowchart – STUDENT NAME

1. Have pro-active strategies in place.

Ecological Strategies: (list main points)

Positive Programming for Replacement Behaviours: (list main points)

Incentives for trying: (list main points)

2. Give a simple, direct instruction.

e.g. "Name, pack up the Lego."

- Be at appropriate distance, at Name's level (e.g. face-to-face).
- Use a calm, clear voice. Make body language positive.
- Use clear and simple language.
- Support what is said with a visual (e.g. gesture, picture symbol).
- Allow processing time (10 seconds)

At all steps, be aware of the student's signs of crisis development.

Know how to respond with the aim of de-escalating student.

Refer to Crisis Management Plan.

If Name does not comply...

3. Repeat instruction.

e.g. "Name, you need to pack up the Lego."

- Repeat in the same way as described at Step 2.

If Name does not comply...

5. Give a forced choice.

e.g. "Name, your choice is to do your work now, or at play time." or simplify it, "Now... or play time?"

- Use a calm, clear voice.
- Support what is said with a visual (e.g. gesture, picture symbol).

If Name does not comply and is being unsafe...

5. Follow crisis plan.

Refer to Crisis Management Plan which details:

- Making area safe by removing other students or dangerous objects.
- Engage team response to protect student from harm or enact Non-Violent Physical Crisis Intervention.
- Phone office for support.
- Principal to determine what happens next.

If Name complies...

Give acknowledgement

- Verbal – "You're packing up. Great!"
- Gestural – thumbs up.
- Visual – Picture symbol if available.

and reinforce.

- Award a token for chart (or whatever reinforcement schedule is being used).

If Name does not comply but is still being safe...

4. Remove (if safe).

e.g. "Name, you did not follow the instruction. So now you need to go to ___."

If in the classroom:

- o Remove to Buddy Class
- o Remove to office.
- o Refer to consequence room.

If in the playground:

- o Remove from play and walk with teacher on duty.
- o Remove from office.
- o Refer to consequence room.